

Koneva

Content

Cover page 1

Content 2

Koneva · Альтернатива 1

Summary (according to EN 13201:2015)3

Пешеходная дорожка 1 (P3)7

Вел. дорожка 1 (P4) 11

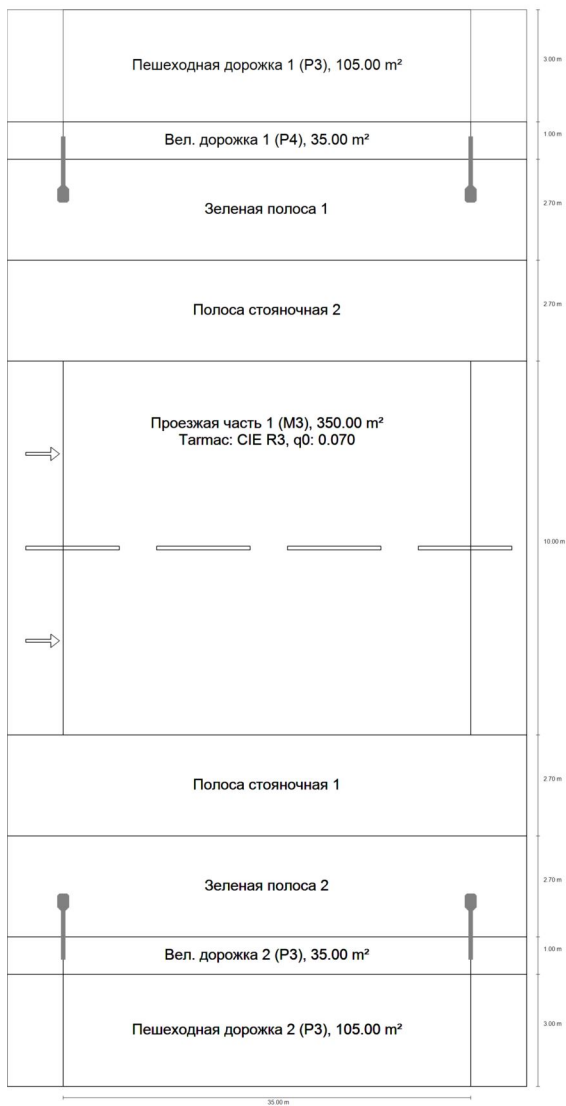
Проезжая часть 1 (M3)15

Вел. дорожка 2 (P3) 31

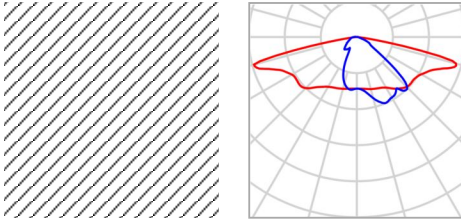
Пешеходная дорожка 2 (P3)35

Koneva

Summary (according to EN 13201:2015)



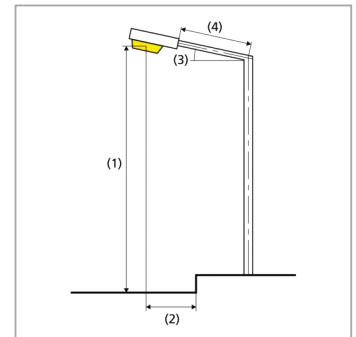
Koneva

Summary (according to EN 13201:2015)

| | | | |
|--------------|---|---------------------------|----------|
| Manufacturer | LEDiL Oy | P | 77.3 W |
| Article name | C16926_STRADA-2X2-LM1_ (Fortimo_FastFlex_LED_2x8_730_DA_G4+) | Φ_{Lamp} | 10773 lm |
| | | $\Phi_{\text{Luminaire}}$ | 10417 lm |
| Fitting | user-defined | η | 96.70 % |

C16926_STRADA-2X2-LM1_(Fortimo_FastFlex_LED_2x8_730_DA_G4+) (both sides opposite)

| | |
|--|---|
| Pole distance | 35.000 m |
| (1) Light spot height | 10.000 m |
| (2) Light point overhang | -4.500 m |
| (3) Boom inclination | 0.0° |
| (4) Boom length | 1.500 m |
| Annual operating hours | 4000 h: 100.0 %, 77.3 W |
| Consumption | 4483.4 W/km |
| ULR / ULOR | 0.00 / 0.00 |
| Max. luminous intensities | ≥ 70°: 788 cd/klm |
| Any direction forming the specified angle from the downward vertical, with the luminaire installed for use. | ≥ 80°: 232 cd/klm ≥ 90°: 12.5 cd/klm |
| Luminous intensity class | - |
| The luminous intensity values in [cd/klm] for calculation of the luminous intensity class refer to the luminaire luminous flux according to EN 13201:2015. | |
| Glare index class | D.0 |



Koneva

Summary (according to EN 13201:2015)

Results for valuation fields

| | Symbol | Calculated | Target | Check |
|---------------------------|--------------------------------|------------------------|--------------------------|-------|
| Пешеходная дорожка 1 (P3) | E _{av} | 7.60 lx | [7.50 - 11.25] lx | ✓ |
| | E _{min} | 4.27 lx | ≥ 1.50 lx | ✓ |
| Вел. дорожка 1 (P4) | E _{min} | 5.98 lx | ≥ 1.00 lx | ✓ |
| | E _{av} ⁽¹⁾ | 10.68 lx | - | - |
| Проезжая часть 1 (M3) | L _{av} | 1.03 cd/m ² | ≥ 1.00 cd/m ² | ✓ |
| | U _o | 0.83 | ≥ 0.40 | ✓ |
| | U _l | 0.87 | ≥ 0.60 | ✓ |
| | TI | 11 % | ≤ 15 % | ✓ |
| | R _{El} | 0.81 | ≥ 0.30 | ✓ |
| Вел. дорожка 2 (P3) | E _{av} | 10.68 lx | [7.50 - 11.25] lx | ✓ |
| | E _{min} | 5.98 lx | ≥ 1.50 lx | ✓ |
| Пешеходная дорожка 2 (P3) | E _{av} | 7.60 lx | [7.50 - 11.25] lx | ✓ |
| | E _{min} | 4.27 lx | ≥ 1.50 lx | ✓ |

(1) Informative, not part of the valuation

A maintenance factor of 0.67 was used for calculating for the installation.

Koneva

Summary (according to EN 13201:2015)

Results for energy efficiency indicators

| | Symbol | Calculated | Consumption |
|--|--------|----------------------------|--------------|
| Koneva | D_p | 0.020 W/lx*m ² | - |
| C16926_STRADA-2X2-LM1_ (Fortimo_FastFlex_LED_2x8_ 730_DA_G4+) (both sides opposite) | D_e | 1.0 kWh/m ² yr, | 618.4 kWh/yr |

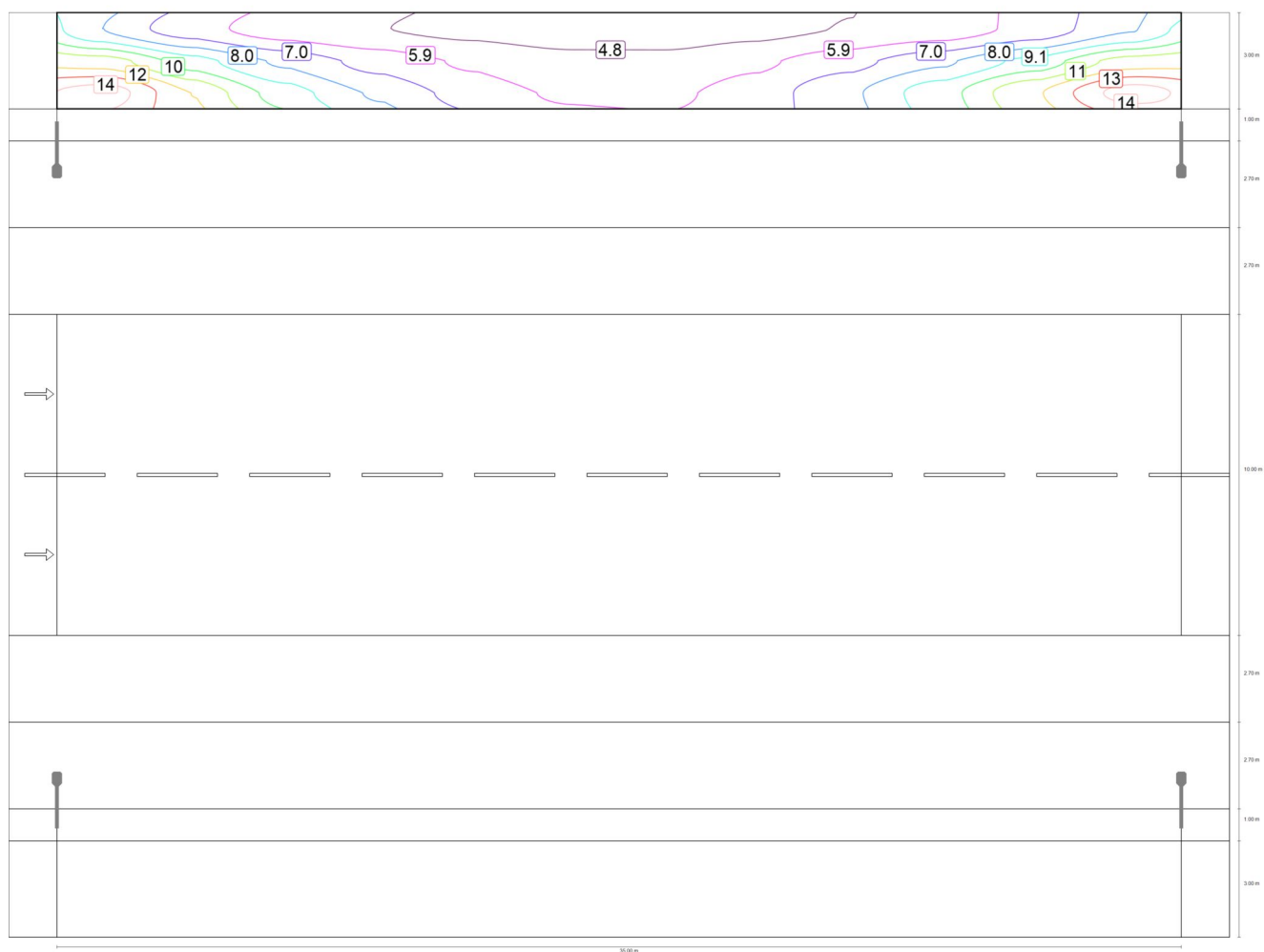
Koneva

Пешеходная дорожка 1 (P3)

Results for valuation field

| | Symbol | Calculated | Target | Check |
|---------------------------|-----------|------------|-------------------|-------|
| Пешеходная дорожка 1 (P3) | E_{av} | 7.60 lx | [7.50 - 11.25] lx | ✓ |
| | E_{min} | 4.27 lx | ≥ 1.50 lx | ✓ |

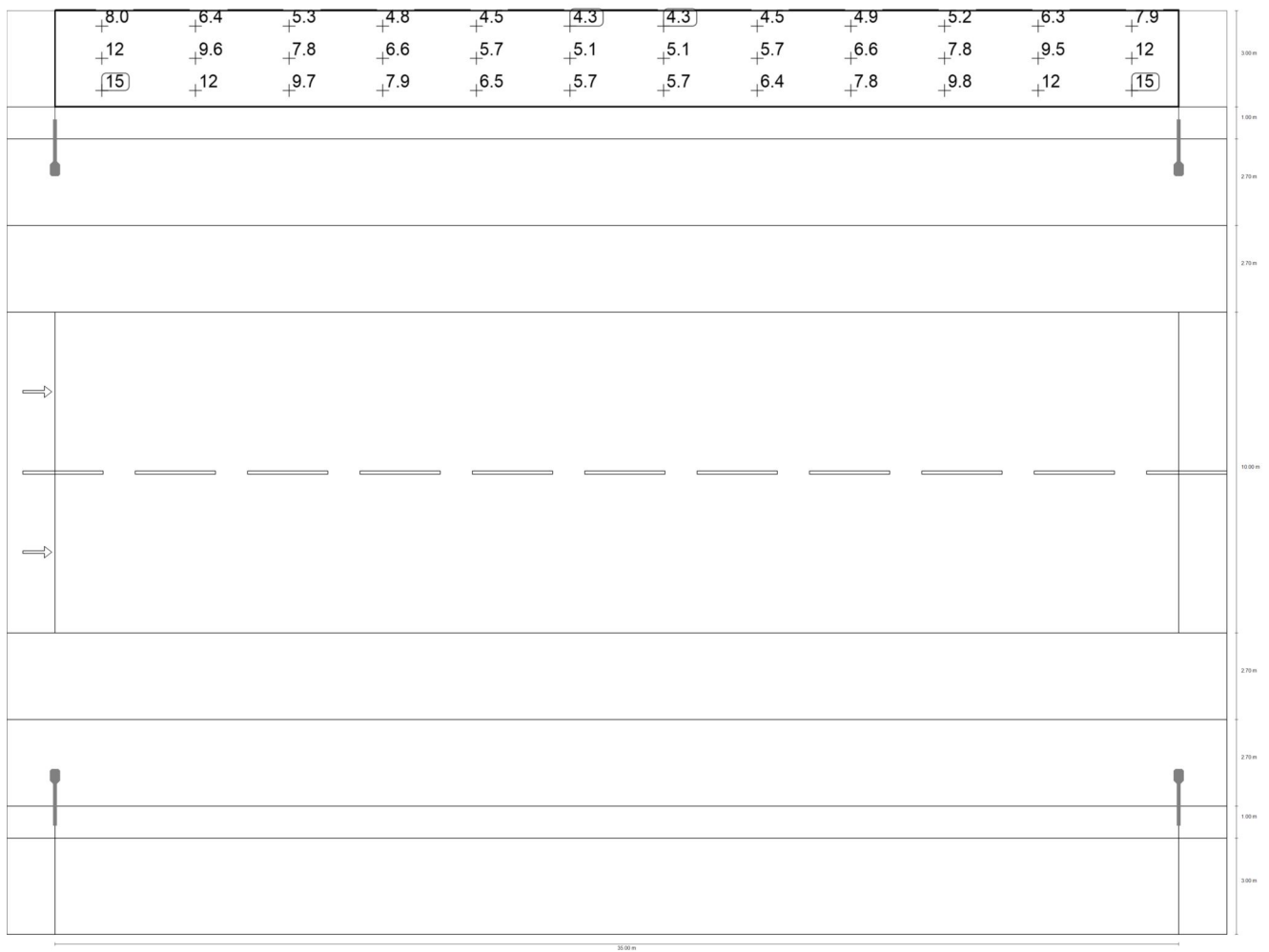
Koneva

Пешеходная дорожка 1 (P3)

Maintenance value, horizontal illuminance [lx] (Iso-illuminance curves)

Koneva

Пешеходная дорожка 1 (P3)



Maintenance value, horizontal illuminance [lx] (Value grid)

| m | 1.458 | 4.375 | 7.292 | 10.208 | 13.125 | 16.042 | 18.958 | 21.875 | 24.792 | 27.708 | 30.625 | 33.542 |
|--------|-------|-------|-------|--------|--------|--------|--------|--------|--------|--------|--------|--------|
| 28.300 | 8.02 | 6.36 | 5.28 | 4.83 | 4.50 | 4.27 | 4.27 | 4.48 | 4.85 | 5.24 | 6.27 | 7.94 |

Koneva

Пешеходная дорожка 1 (P3)

| | | | | | | | | | | | | |
|--------|-------|-------|-------|--------|--------|--------|--------|--------|--------|--------|--------|--------|
| m | 1.458 | 4.375 | 7.292 | 10.208 | 13.125 | 16.042 | 18.958 | 21.875 | 24.792 | 27.708 | 30.625 | 33.542 |
| 27.300 | 11.81 | 9.59 | 7.81 | 6.56 | 5.71 | 5.14 | 5.13 | 5.66 | 6.59 | 7.84 | 9.52 | 11.78 |
| 26.300 | 15.01 | 12.28 | 9.66 | 7.86 | 6.52 | 5.71 | 5.69 | 6.39 | 7.83 | 9.76 | 12.25 | 14.99 |

Maintenance value, horizontal illuminance [lx] (Value chart)

| | E_{av} | E_{min} | E_{max} | g_1 | g_2 |
|---|----------|-----------|-----------|-------|-------|
| Maintenance value, horizontal illuminance | 7.60 lx | 4.27 lx | 15.0 lx | 0.562 | 0.284 |

Koneva

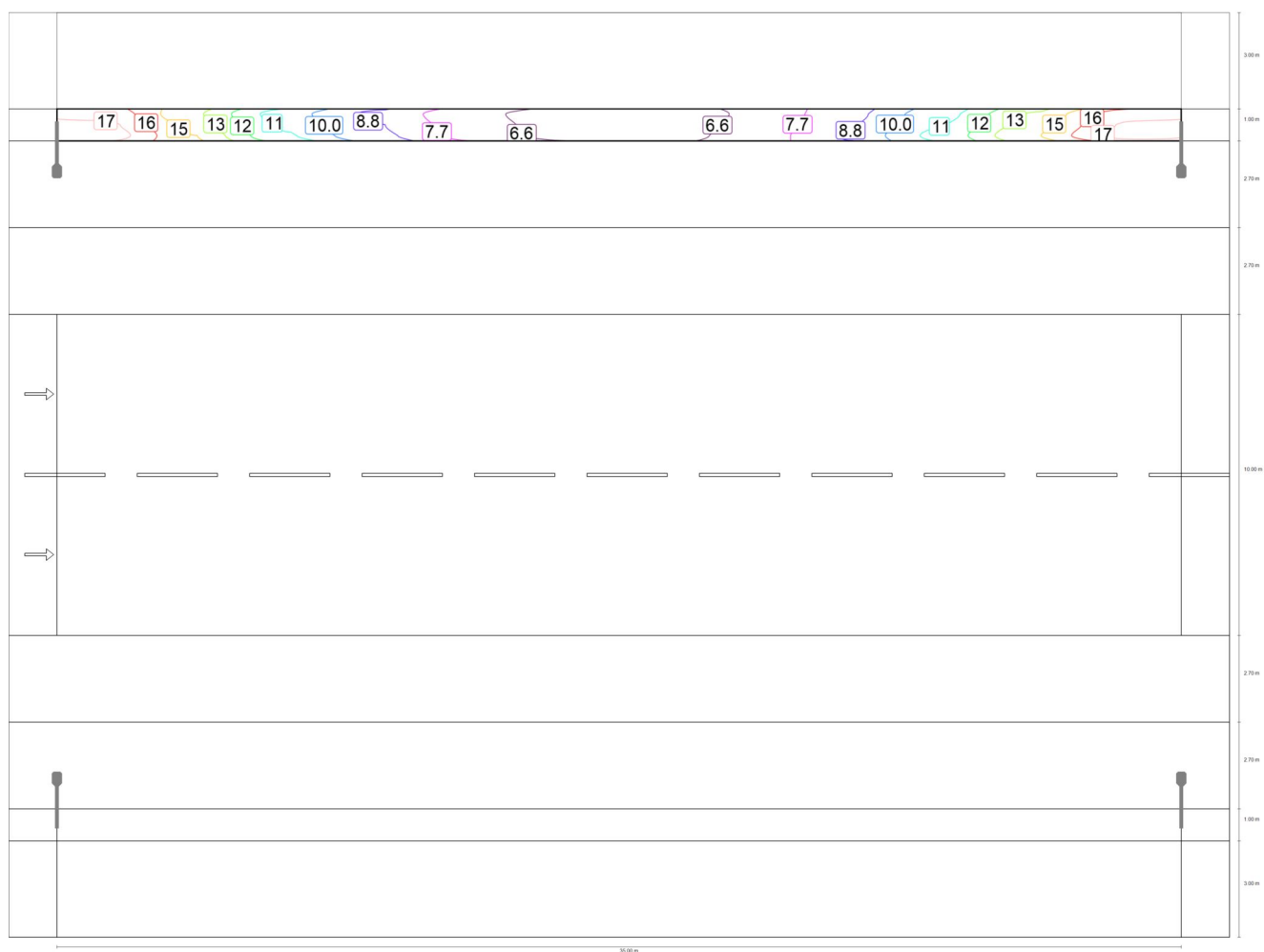
Вел. дорожка 1 (P4)

Results for valuation field

| | Symbol | Calculated | Target | Check |
|---------------------|----------------|------------|----------------|-------|
| Вел. дорожка 1 (P4) | E_{min} | 5.98 lx | ≥ 1.00 lx | ✓ |
| | $E_{av}^{(1)}$ | 10.68 lx | - | - |

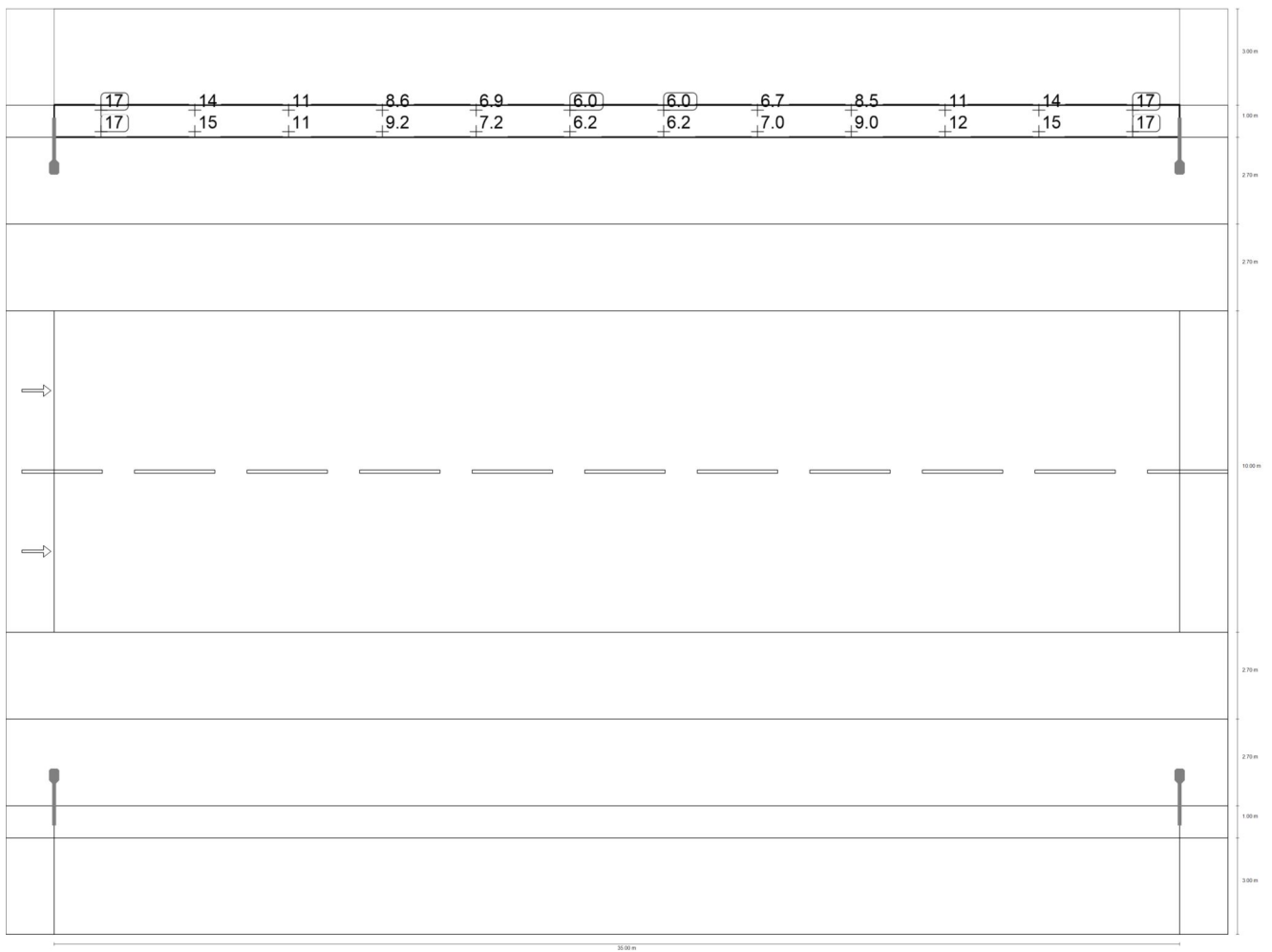
(1) Informative, not part of the valuation

Koneva

Вел. дорожка 1 (P4)

Maintenance value, horizontal illuminance [lx] (Iso-illuminance curves)

Koneva

Вел. дорожка 1 (P4)

Maintenance value, horizontal illuminance [lx] (Value grid)

| m | 1.458 | 4.375 | 7.292 | 10.208 | 13.125 | 16.042 | 18.958 | 21.875 | 24.792 | 27.708 | 30.625 | 33.542 |
|--------|-------|-------|-------|--------|--------|--------|--------|--------|--------|--------|--------|--------|
| 25.633 | 16.58 | 13.64 | 10.57 | 8.56 | 6.91 | 5.99 | 5.98 | 6.74 | 8.47 | 10.73 | 13.63 | 16.55 |

Koneva

Вел. дорожка 1 (P4)

| | | | | | | | | | | | | |
|--------|-------|-------|-------|--------|--------|--------|--------|--------|--------|--------|--------|--------|
| m | 1.458 | 4.375 | 7.292 | 10.208 | 13.125 | 16.042 | 18.958 | 21.875 | 24.792 | 27.708 | 30.625 | 33.542 |
| 25.300 | 17.13 | 14.17 | 10.97 | 8.86 | 7.08 | 6.11 | 6.09 | 6.89 | 8.73 | 11.16 | 14.15 | 17.10 |
| 24.967 | 17.46 | 14.59 | 11.30 | 9.15 | 7.23 | 6.19 | 6.17 | 7.03 | 8.98 | 11.53 | 14.58 | 17.45 |

Maintenance value, horizontal illuminance [lx] (Value chart)

| | E_{av} | E_{min} | E_{max} | g_1 | g_2 |
|---|----------|-----------|-----------|-------|-------|
| Maintenance value, horizontal illuminance | 10.7 lx | 5.98 lx | 17.5 lx | 0.560 | 0.342 |

Koneva

Проезжая часть 1 (М3)


Results for valuation field

| | Symbol | Calculated | Target | Check |
|-----------------------|----------|------------------------|-------------------------------|-------|
| Проезжая часть 1 (М3) | L_{av} | 1.03 cd/m ² | ≥ 1.00 cd/m ² | ✓ |
| | U_o | 0.83 | ≥ 0.40 | ✓ |
| | U_l | 0.87 | ≥ 0.60 | ✓ |
| | TI | 11 % | ≤ 15 % | ✓ |
| | R_{EI} | 0.81 | ≥ 0.30 | ✓ |

Results for observer

| | Symbol | Calculated | Target | Check |
|---|----------|------------------------|-------------------------------|-------|
| Observer 1 Position: -60.000 m, 11.900 m, 1.500 m | L_{av} | 1.03 cd/m ² | ≥ 1.00 cd/m ² | ✓ |
| | U_o | 0.83 | ≥ 0.40 | ✓ |
| | U_l | 0.87 | ≥ 0.60 | ✓ |
| | TI | 11 % | ≤ 15 % | ✓ |
| | | | | |
| Observer 2 Position: -60.000 m, 16.900 m, 1.500 m | L_{av} | 1.03 cd/m ² | ≥ 1.00 cd/m ² | ✓ |
| | U_o | 0.83 | ≥ 0.40 | ✓ |
| | U_l | 0.89 | ≥ 0.60 | ✓ |
| | TI | 11 % | ≤ 15 % | ✓ |
| | | | | |

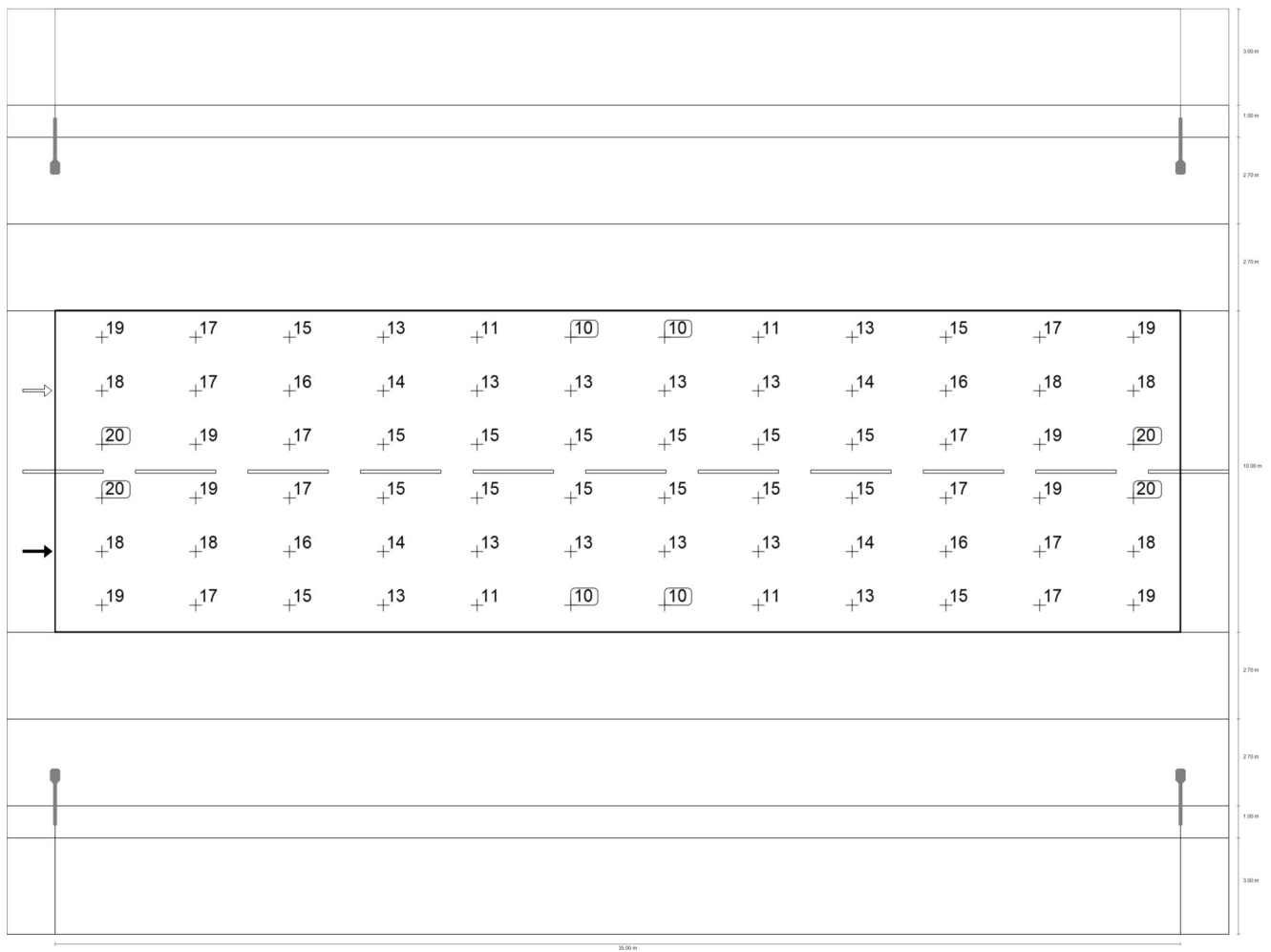
Koneva

Проезжая часть 1 (М3)

Maintenance value, horizontal illuminance [lx] (Iso-illuminance curves)

Koneva

Проезжая часть 1 (M3)



Maintenance value, horizontal illuminance [lx] (Value grid)

| m | 1.458 | 4.375 | 7.292 | 10.208 | 13.125 | 16.042 | 18.958 | 21.875 | 24.792 | 27.708 | 30.625 | 33.542 |
|--------|-------|-------|-------|--------|--------|--------|--------|--------|--------|--------|--------|--------|
| 18.567 | 19.31 | 17.00 | 15.10 | 12.87 | 11.20 | 10.12 | 10.15 | 11.38 | 13.05 | 15.39 | 17.24 | 19.11 |

Koneva

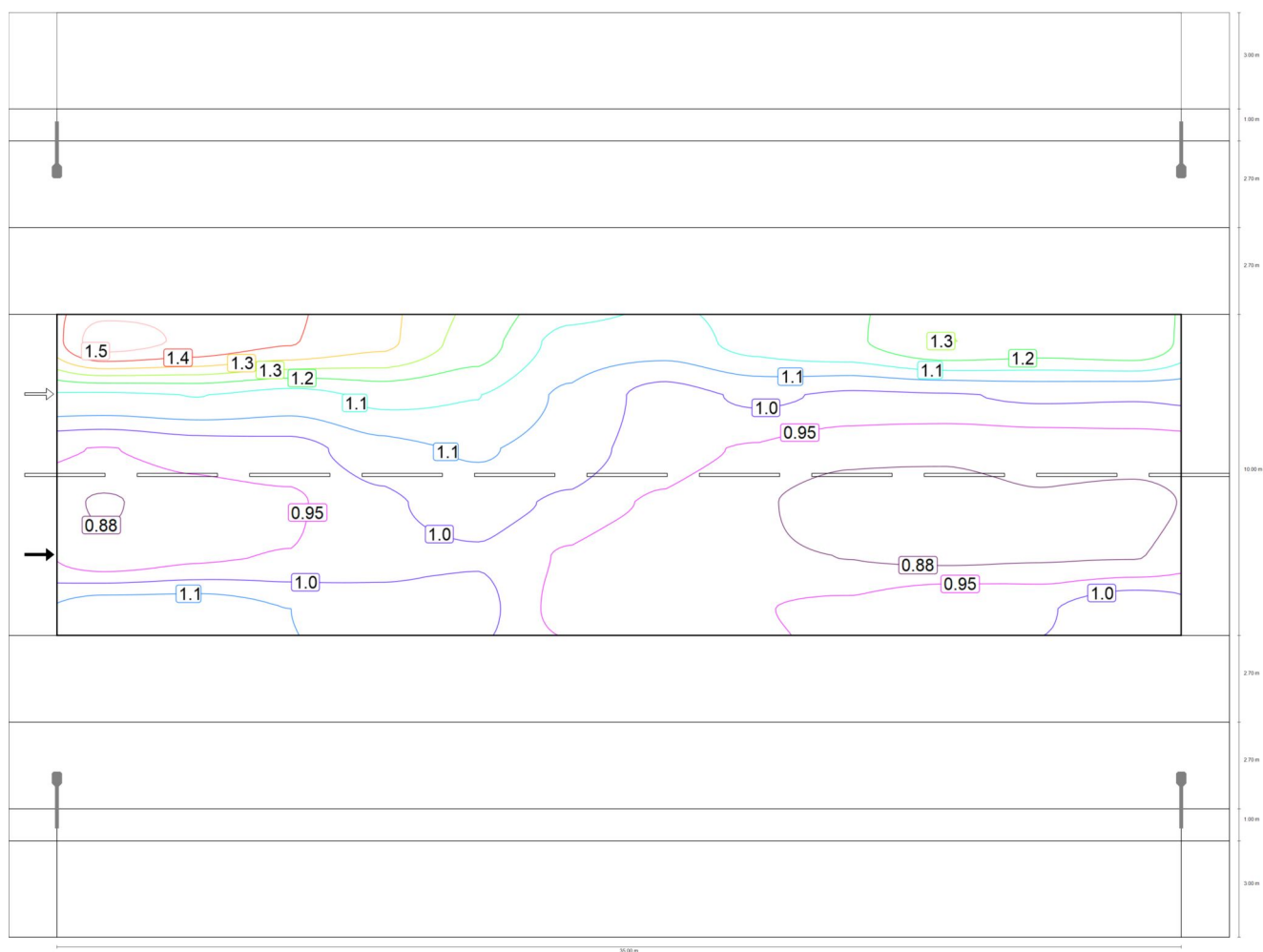
Проезжая часть 1 (МЗ)

| m | 1.458 | 4.375 | 7.292 | 10.208 | 13.125 | 16.042 | 18.958 | 21.875 | 24.792 | 27.708 | 30.625 | 33.542 |
|--------|-------|-------|-------|--------|--------|--------|--------|--------|--------|--------|--------|--------|
| 16.900 | 18.16 | 17.49 | 16.07 | 14.33 | 13.24 | 12.70 | 12.78 | 13.32 | 14.31 | 16.16 | 17.79 | 18.35 |
| 15.233 | 19.59 | 18.99 | 17.02 | 15.29 | 14.69 | 14.63 | 14.63 | 14.66 | 15.24 | 17.06 | 19.05 | 19.57 |
| 13.567 | 19.57 | 19.05 | 17.06 | 15.24 | 14.66 | 14.63 | 14.63 | 14.69 | 15.29 | 17.02 | 18.99 | 19.59 |
| 11.900 | 18.35 | 17.79 | 16.16 | 14.31 | 13.32 | 12.78 | 12.70 | 13.24 | 14.33 | 16.07 | 17.49 | 18.16 |
| 10.233 | 19.11 | 17.24 | 15.39 | 13.05 | 11.38 | 10.15 | 10.12 | 11.20 | 12.87 | 15.10 | 17.00 | 19.31 |

Maintenance value, horizontal illuminance [lx] (Value chart)

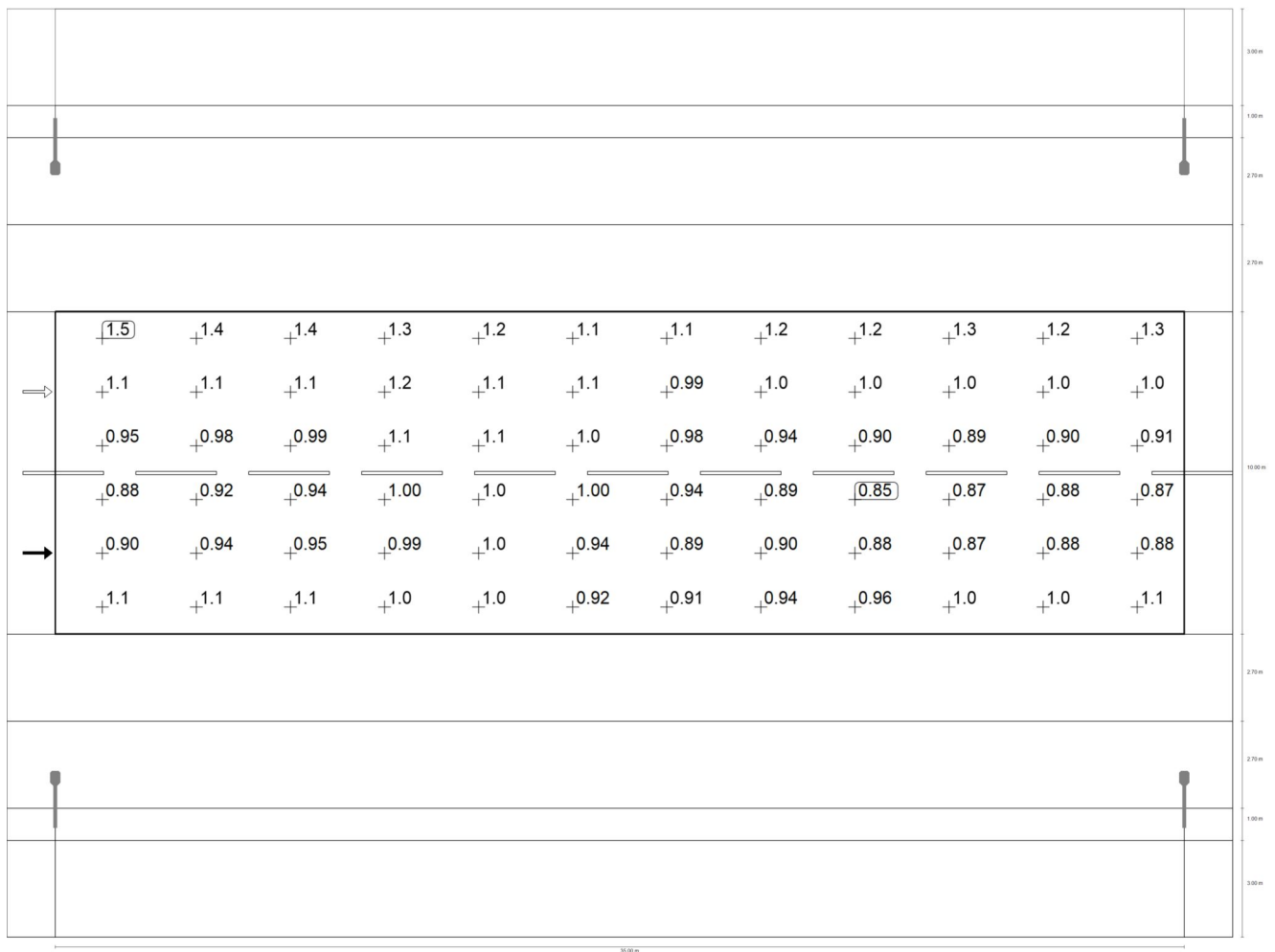
| | E_{av} | E_{min} | E_{max} | g_1 | g_2 |
|---|----------|-----------|-----------|-------|-------|
| Maintenance value, horizontal illuminance | 15.5 lx | 10.1 lx | 19.6 lx | 0.654 | 0.517 |

Koneva

Проезжая часть 1 (М3)Observer 1: Maintenance value, luminance with dry roadway [cd/m^2] (Iso-illuminance curves)

Koneva

Проезжая часть 1 (M3)



Observer 1: Maintenance value, luminance with dry roadway [cd/m^2] (Value grid)

| m | 1.458 | 4.375 | 7.292 | 10.208 | 13.125 | 16.042 | 18.958 | 21.875 | 24.792 | 27.708 | 30.625 | 33.542 |
|--------|-------|-------|-------|--------|--------|--------|--------|--------|--------|--------|--------|--------|
| 18.567 | 1.49 | 1.44 | 1.40 | 1.34 | 1.24 | 1.12 | 1.11 | 1.16 | 1.19 | 1.27 | 1.24 | 1.26 |

Koneva

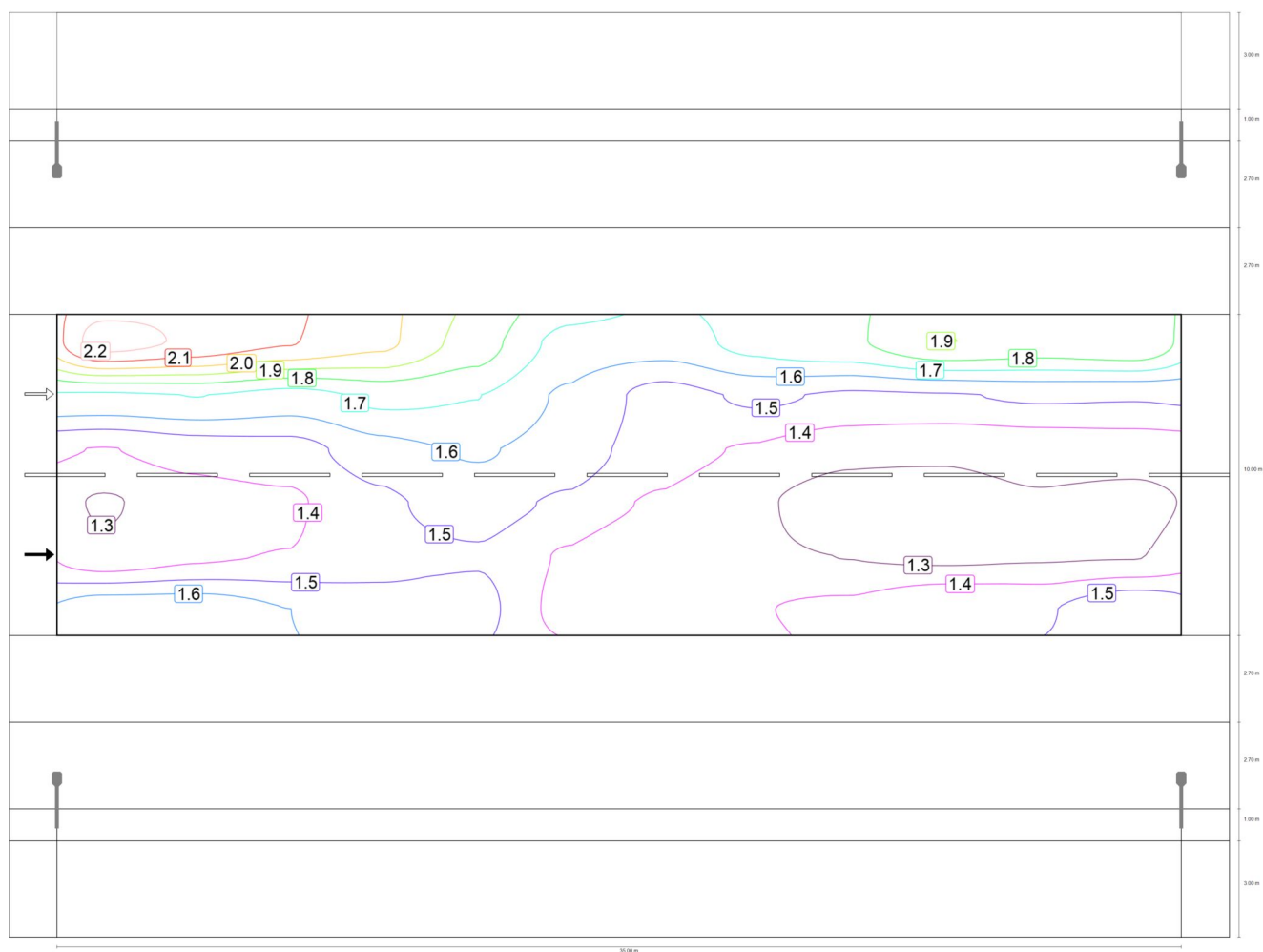
Проезжая часть 1 (M3)

| m | 1.458 | 4.375 | 7.292 | 10.208 | 13.125 | 16.042 | 18.958 | 21.875 | 24.792 | 27.708 | 30.625 | 33.542 |
|--------|-------|-------|-------|--------|--------|--------|--------|--------|--------|--------|--------|--------|
| 16.900 | 1.13 | 1.14 | 1.11 | 1.15 | 1.14 | 1.06 | 0.99 | 1.02 | 1.00 | 1.01 | 1.02 | 1.02 |
| 15.233 | 0.95 | 0.98 | 0.99 | 1.05 | 1.08 | 1.04 | 0.98 | 0.94 | 0.90 | 0.89 | 0.90 | 0.91 |
| 13.567 | 0.88 | 0.92 | 0.94 | 1.00 | 1.04 | 1.00 | 0.94 | 0.89 | 0.85 | 0.87 | 0.88 | 0.87 |
| 11.900 | 0.90 | 0.94 | 0.95 | 0.99 | 1.01 | 0.94 | 0.89 | 0.90 | 0.88 | 0.87 | 0.88 | 0.88 |
| 10.233 | 1.11 | 1.11 | 1.07 | 1.04 | 1.03 | 0.92 | 0.91 | 0.94 | 0.96 | 1.01 | 1.01 | 1.06 |

Observer 1: Maintenance value, luminance with dry roadway [cd/m²] (Value chart)

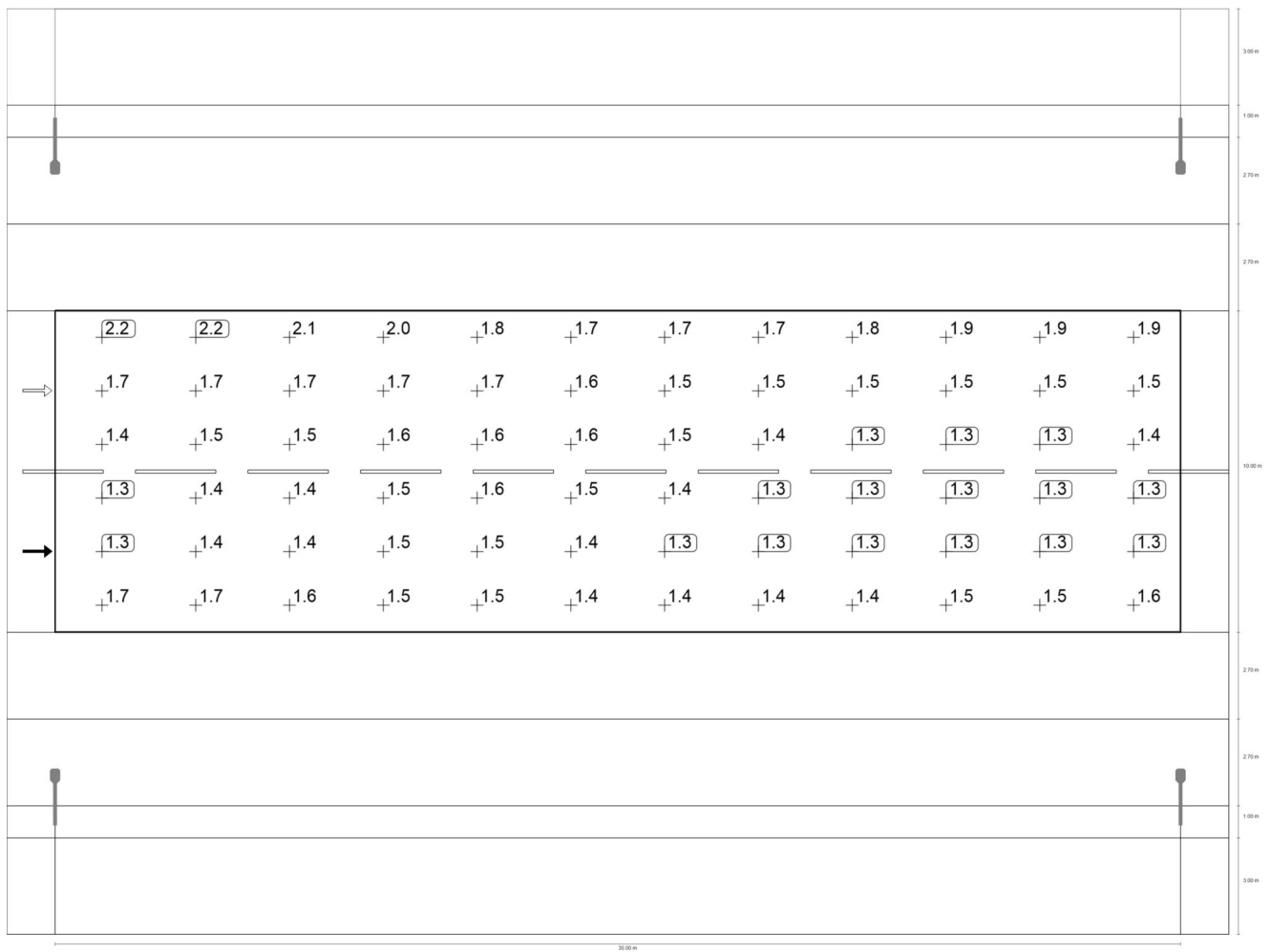
| | L _{av} | L _{min} | L _{max} | g ₁ | g ₂ |
|---|------------------------|------------------------|------------------------|----------------|----------------|
| Observer 1: Maintenance value, luminance with dry roadway | 1.03 cd/m ² | 0.85 cd/m ² | 1.49 cd/m ² | 0.831 | 0.574 |

Koneva

Проезжая часть 1 (М3)Observer 1: Luminance with new installation [cd/m^2] (Iso-illuminance curves)

Koneva

Проезжая часть 1 (M3)



Observer 1: Luminance with new installation [cd/m²] (Value grid)

| m | 1.458 | 4.375 | 7.292 | 10.208 | 13.125 | 16.042 | 18.958 | 21.875 | 24.792 | 27.708 | 30.625 | 33.542 |
|--------|-------|-------|-------|--------|--------|--------|--------|--------|--------|--------|--------|--------|
| 18.567 | 2.22 | 2.16 | 2.08 | 2.00 | 1.85 | 1.67 | 1.65 | 1.73 | 1.78 | 1.89 | 1.86 | 1.89 |

Koneva

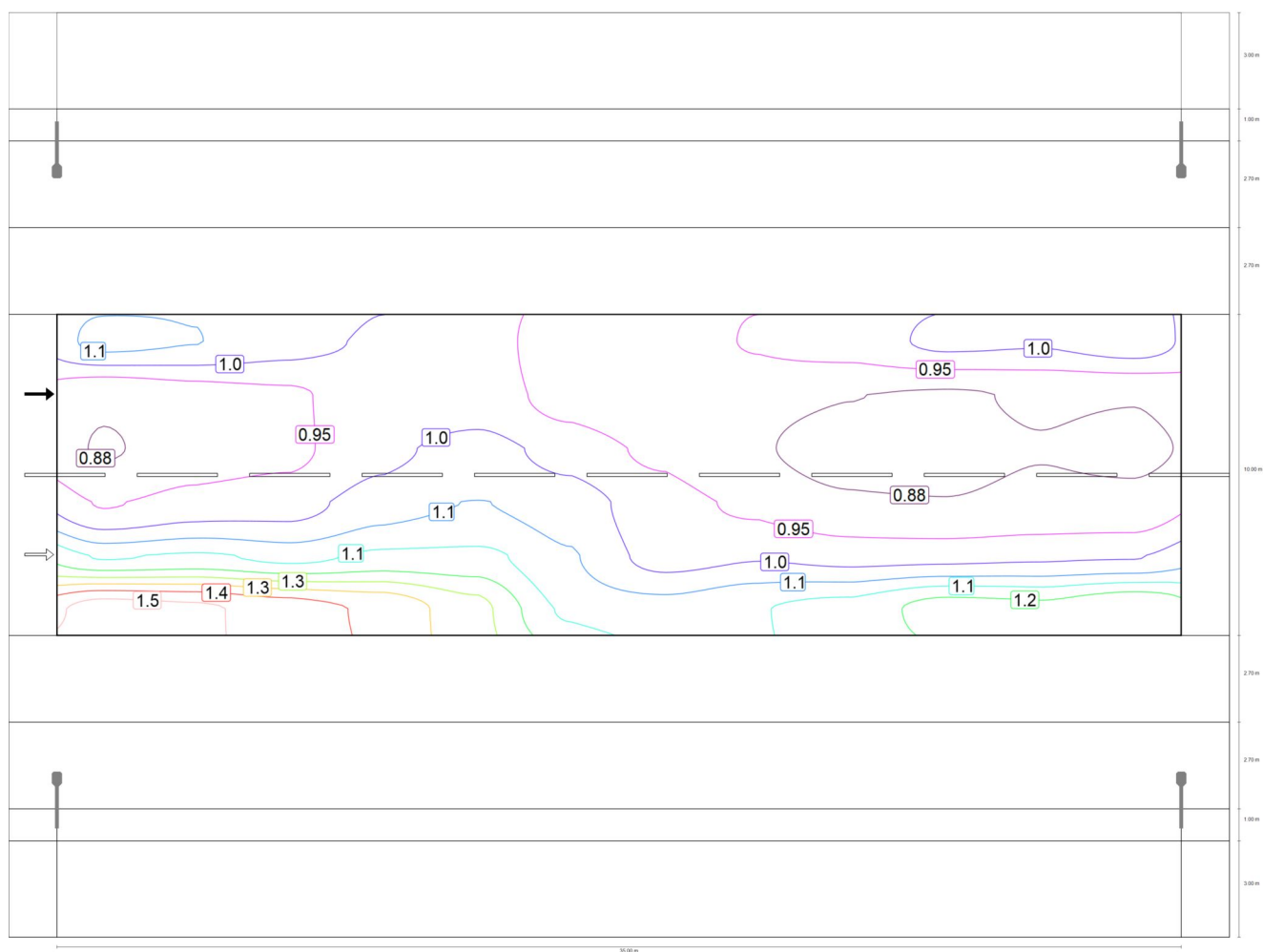
Проезжая часть 1 (M3)

| m | 1.458 | 4.375 | 7.292 | 10.208 | 13.125 | 16.042 | 18.958 | 21.875 | 24.792 | 27.708 | 30.625 | 33.542 |
|--------|-------|-------|-------|--------|--------|--------|--------|--------|--------|--------|--------|--------|
| 16.900 | 1.68 | 1.70 | 1.66 | 1.72 | 1.70 | 1.59 | 1.48 | 1.53 | 1.49 | 1.50 | 1.52 | 1.52 |
| 15.233 | 1.41 | 1.46 | 1.47 | 1.57 | 1.61 | 1.56 | 1.46 | 1.40 | 1.35 | 1.33 | 1.35 | 1.35 |
| 13.567 | 1.31 | 1.37 | 1.40 | 1.49 | 1.55 | 1.49 | 1.40 | 1.34 | 1.27 | 1.29 | 1.31 | 1.30 |
| 11.900 | 1.35 | 1.40 | 1.42 | 1.48 | 1.50 | 1.40 | 1.32 | 1.34 | 1.32 | 1.30 | 1.31 | 1.32 |
| 10.233 | 1.65 | 1.65 | 1.60 | 1.55 | 1.54 | 1.37 | 1.35 | 1.41 | 1.43 | 1.51 | 1.50 | 1.58 |

Observer 1: Luminance with new installation [cd/m²] (Value chart)

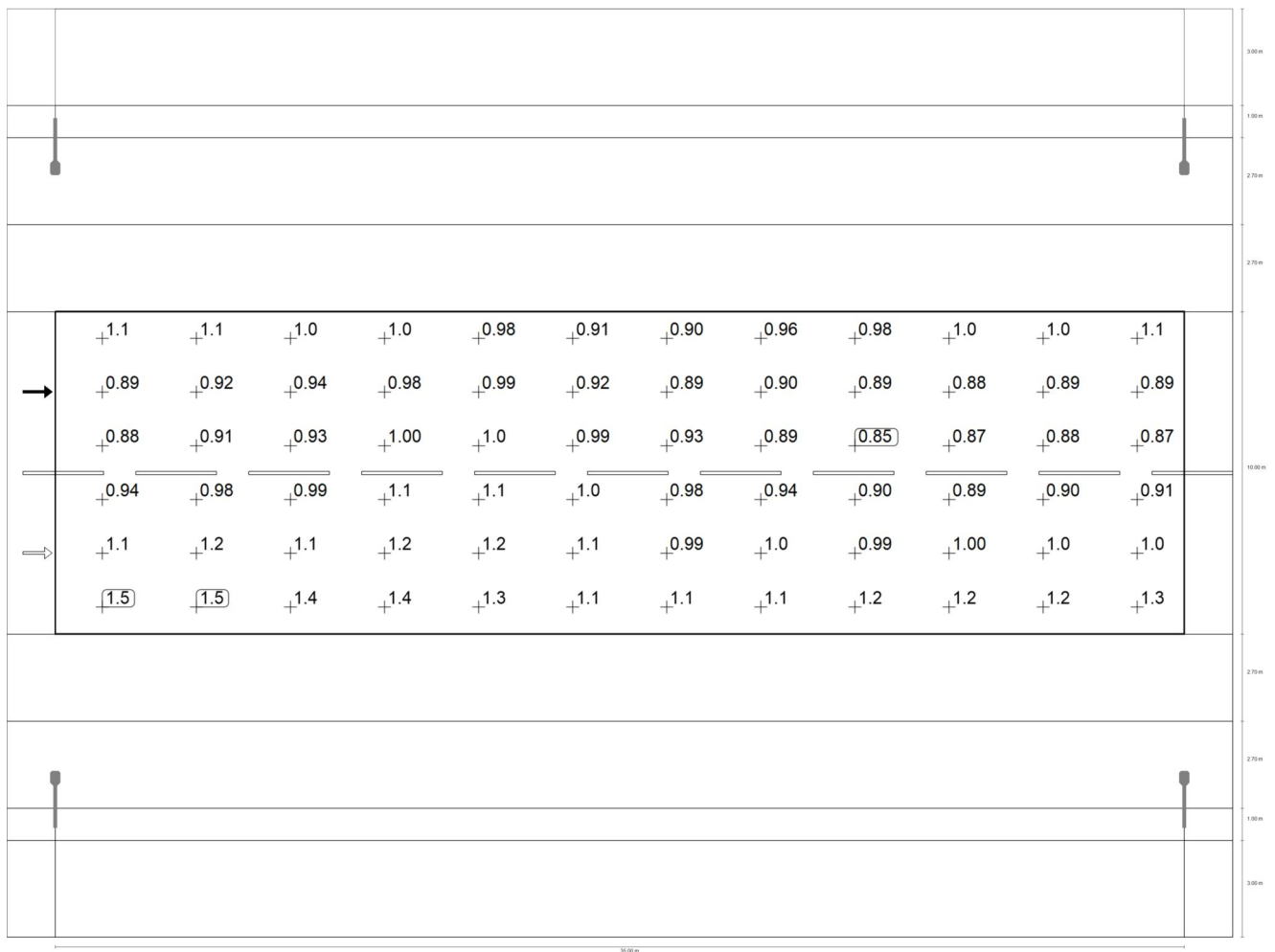
| | L _{av} | L _{min} | L _{max} | g ₁ | g ₂ |
|---|------------------------|------------------------|------------------------|----------------|----------------|
| Observer 1: Luminance with new installation | 1.53 cd/m ² | 1.27 cd/m ² | 2.22 cd/m ² | 0.831 | 0.574 |

Koneva

Проезжая часть 1 (M3)Observer 2: Maintenance value, luminance with dry roadway [cd/m^2] (Iso-illuminance curves)

Koneva

Проезжая часть 1 (M3)



Observer 2: Maintenance value, luminance with dry roadway [cd/m²] (Value grid)

| m | 1.458 | 4.375 | 7.292 | 10.208 | 13.125 | 16.042 | 18.958 | 21.875 | 24.792 | 27.708 | 30.625 | 33.542 |
|--------|-------|-------|-------|--------|--------|--------|--------|--------|--------|--------|--------|--------|
| 18.567 | 1.10 | 1.08 | 1.04 | 1.00 | 0.98 | 0.91 | 0.90 | 0.96 | 0.98 | 1.03 | 1.02 | 1.05 |

Koneva

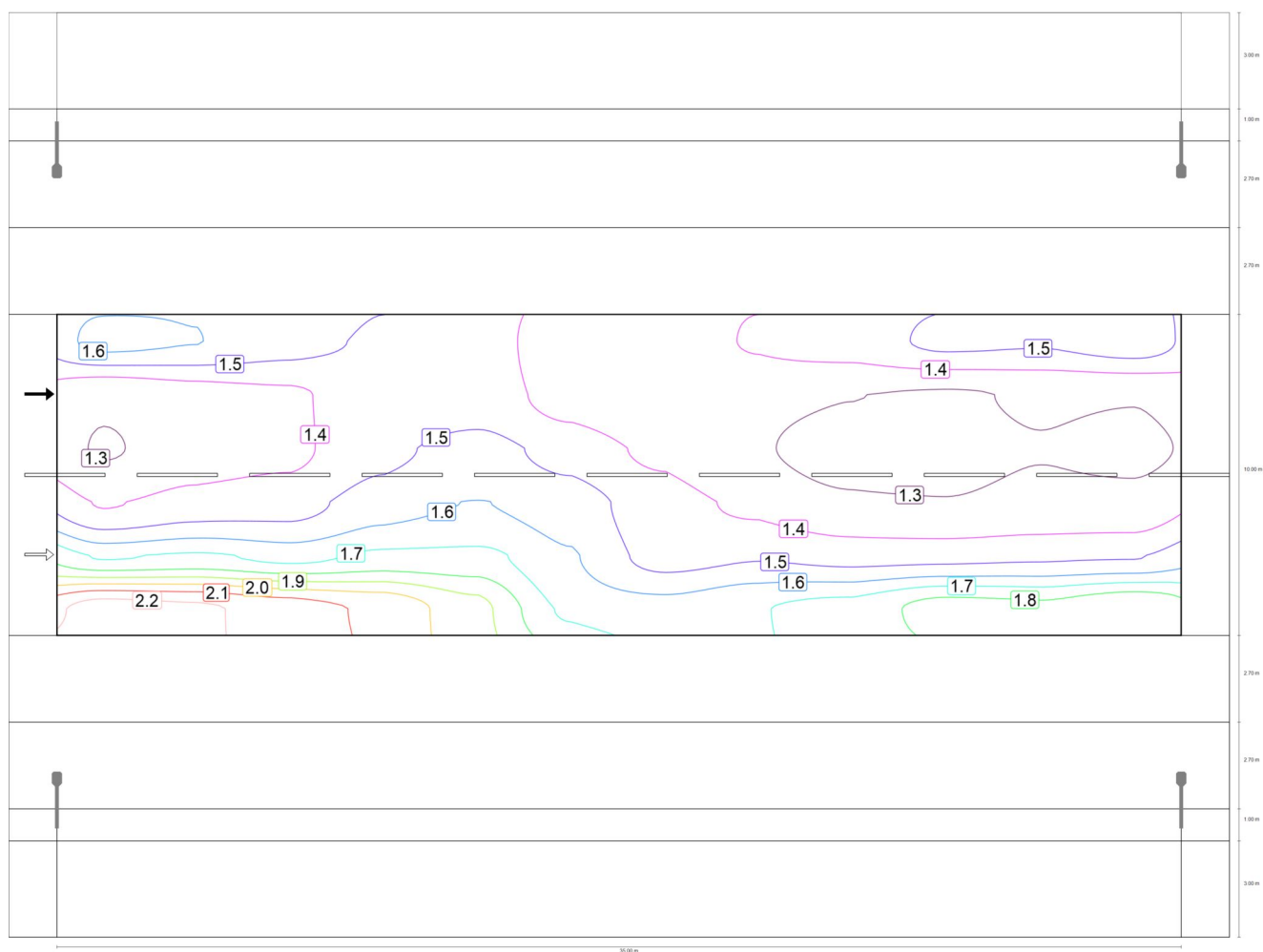
Проезжая часть 1 (M3)

| m | 1.458 | 4.375 | 7.292 | 10.208 | 13.125 | 16.042 | 18.958 | 21.875 | 24.792 | 27.708 | 30.625 | 33.542 |
|--------|-------|-------|-------|--------|--------|--------|--------|--------|--------|--------|--------|--------|
| 16.900 | 0.89 | 0.92 | 0.94 | 0.98 | 0.99 | 0.92 | 0.89 | 0.90 | 0.89 | 0.88 | 0.89 | 0.89 |
| 15.233 | 0.88 | 0.91 | 0.93 | 1.00 | 1.04 | 0.99 | 0.93 | 0.89 | 0.85 | 0.87 | 0.88 | 0.87 |
| 13.567 | 0.94 | 0.98 | 0.99 | 1.05 | 1.08 | 1.05 | 0.98 | 0.94 | 0.90 | 0.89 | 0.90 | 0.91 |
| 11.900 | 1.14 | 1.16 | 1.12 | 1.16 | 1.16 | 1.09 | 0.99 | 1.01 | 0.99 | 1.00 | 1.00 | 1.01 |
| 10.233 | 1.50 | 1.48 | 1.44 | 1.39 | 1.30 | 1.13 | 1.11 | 1.14 | 1.17 | 1.24 | 1.23 | 1.27 |

Observer 2: Maintenance value, luminance with dry roadway [cd/m²] (Value chart)

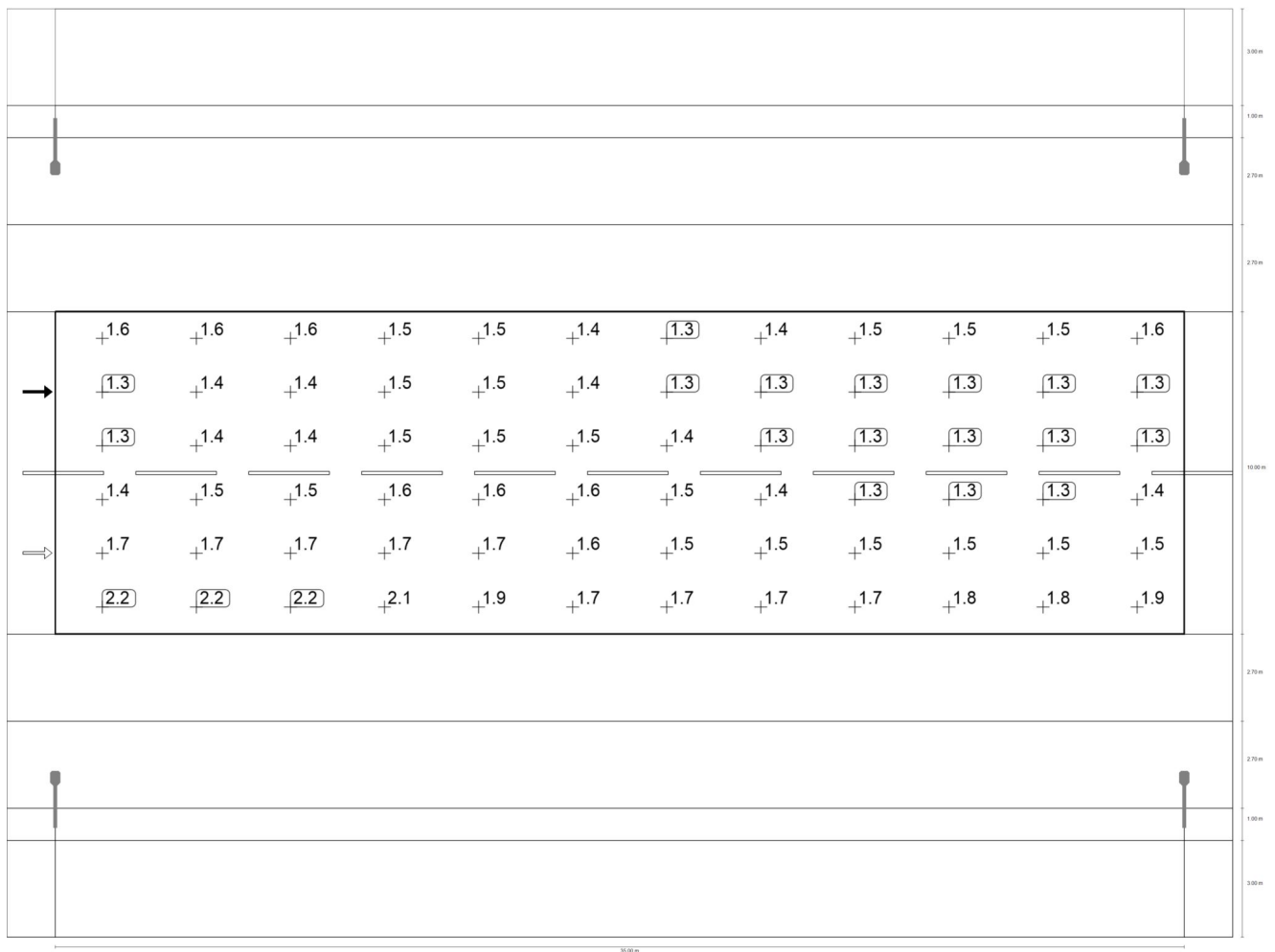
| | L _{av} | L _{min} | L _{max} | g ₁ | g ₂ |
|---|------------------------|------------------------|------------------------|----------------|----------------|
| Observer 2: Maintenance value, luminance with dry roadway | 1.03 cd/m ² | 0.85 cd/m ² | 1.50 cd/m ² | 0.830 | 0.567 |

Koneva

Проезжая часть 1 (М3)Observer 2: Luminance with new installation [cd/m^2] (Iso-illuminance curves)

Koneva

Проезжая часть 1 (M3)



Observer 2: Luminance with new installation [cd/m²] (Value grid)

| m | 1.458 | 4.375 | 7.292 | 10.208 | 13.125 | 16.042 | 18.958 | 21.875 | 24.792 | 27.708 | 30.625 | 33.542 |
|--------|-------|-------|-------|--------|--------|--------|--------|--------|--------|--------|--------|--------|
| 18.567 | 1.64 | 1.61 | 1.56 | 1.50 | 1.47 | 1.35 | 1.35 | 1.43 | 1.46 | 1.54 | 1.52 | 1.57 |

Koneva

Проезжая часть 1 (M3)

| m | 1.458 | 4.375 | 7.292 | 10.208 | 13.125 | 16.042 | 18.958 | 21.875 | 24.792 | 27.708 | 30.625 | 33.542 |
|--------|-------|-------|-------|--------|--------|--------|--------|--------|--------|--------|--------|--------|
| 16.900 | 1.33 | 1.38 | 1.40 | 1.47 | 1.47 | 1.37 | 1.32 | 1.35 | 1.32 | 1.31 | 1.33 | 1.32 |
| 15.233 | 1.31 | 1.36 | 1.40 | 1.49 | 1.54 | 1.48 | 1.39 | 1.33 | 1.27 | 1.29 | 1.32 | 1.30 |
| 13.567 | 1.41 | 1.46 | 1.48 | 1.57 | 1.61 | 1.56 | 1.46 | 1.40 | 1.34 | 1.32 | 1.34 | 1.35 |
| 11.900 | 1.70 | 1.72 | 1.68 | 1.73 | 1.73 | 1.62 | 1.48 | 1.51 | 1.48 | 1.49 | 1.50 | 1.51 |
| 10.233 | 2.24 | 2.21 | 2.15 | 2.08 | 1.94 | 1.69 | 1.65 | 1.70 | 1.74 | 1.85 | 1.83 | 1.90 |

Observer 2: Luminance with new installation [cd/m²] (Value chart)

| | L _{av} | L _{min} | L _{max} | g ₁ | g ₂ |
|---|------------------------|------------------------|------------------------|----------------|----------------|
| Observer 2: Luminance with new installation | 1.53 cd/m ² | 1.27 cd/m ² | 2.24 cd/m ² | 0.830 | 0.567 |

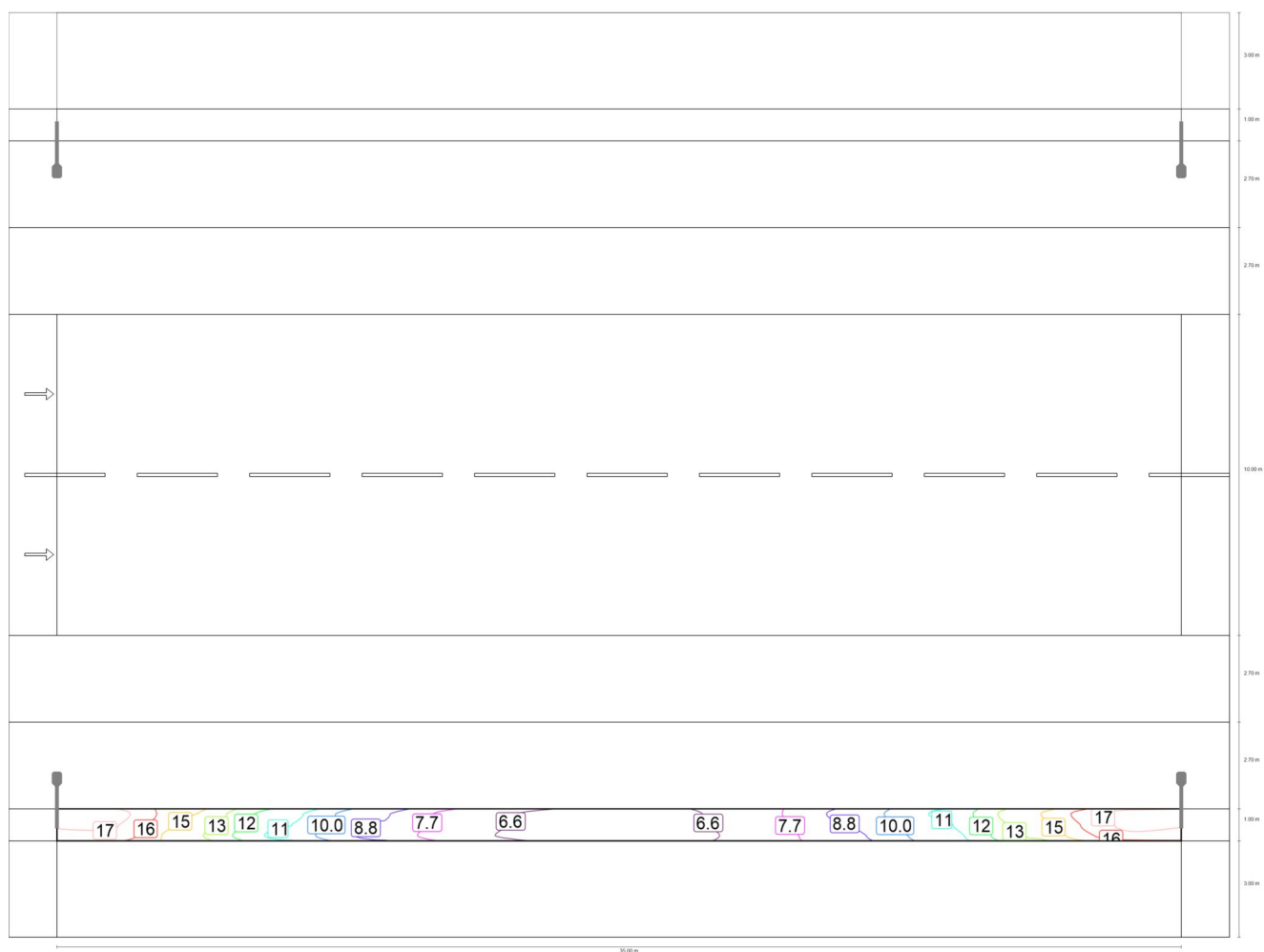
Koneva

Вел. дорожка 2 (P3)

Results for valuation field

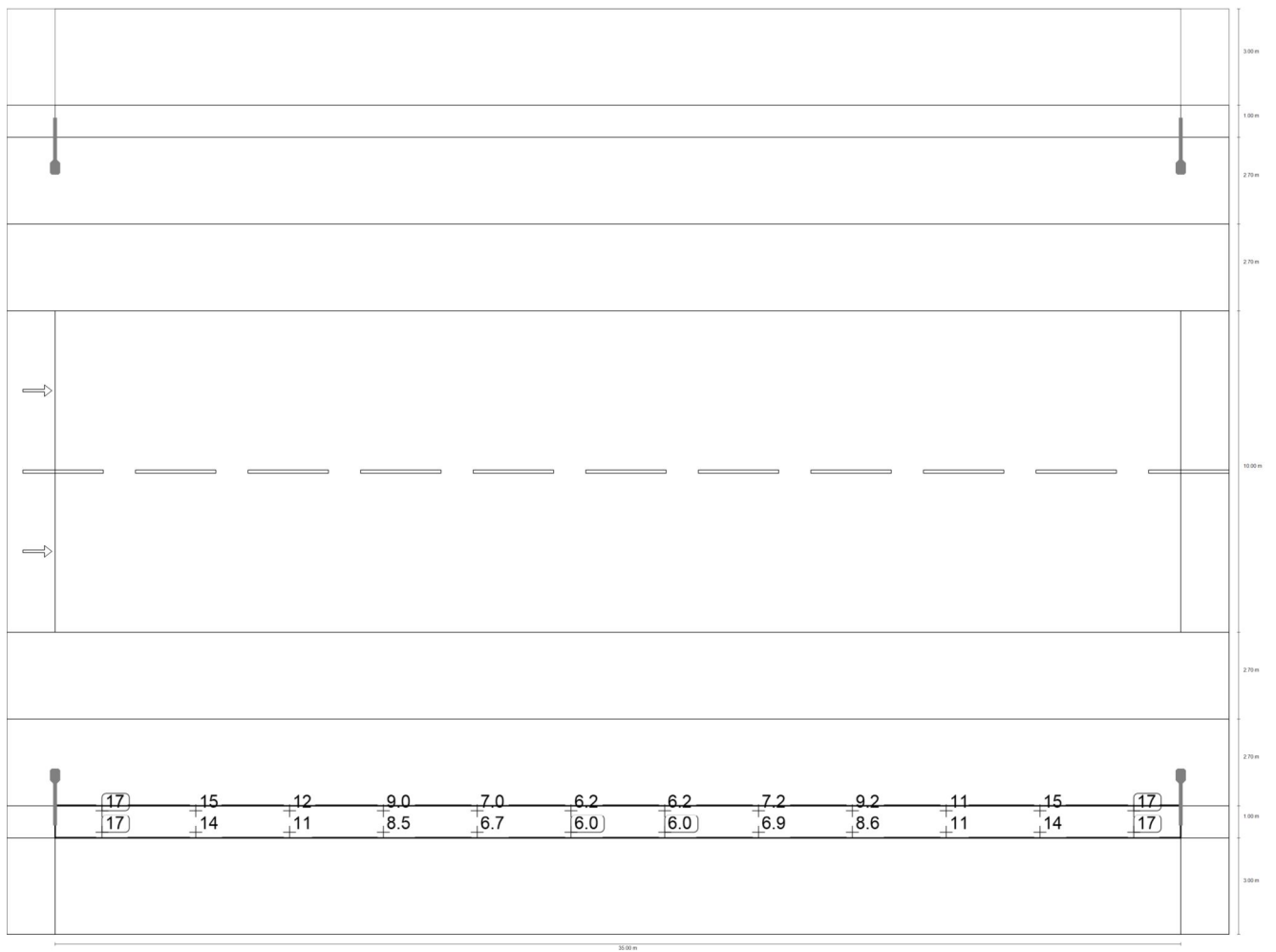
| | Symbol | Calculated | Target | Check |
|---------------------|-----------|------------|-------------------|-------|
| Вел. дорожка 2 (P3) | E_{av} | 10.68 lx | [7.50 - 11.25] lx | ✓ |
| | E_{min} | 5.98 lx | ≥ 1.50 lx | ✓ |

Koneva

Вел. дорожка 2 (P3)

Maintenance value, horizontal illuminance [lx] (Iso-illuminance curves)

Koneva

Вел. дорожка 2 (P3)

Maintenance value, horizontal illuminance [lx] (Value grid)

| m | 1.458 | 4.375 | 7.292 | 10.208 | 13.125 | 16.042 | 18.958 | 21.875 | 24.792 | 27.708 | 30.625 | 33.542 |
|-------|-------|-------|-------|--------|--------|--------|--------|--------|--------|--------|--------|--------|
| 3.833 | 17.45 | 14.58 | 11.53 | 8.98 | 7.03 | 6.17 | 6.19 | 7.23 | 9.15 | 11.30 | 14.59 | 17.46 |

Koneva

Вел. дорожка 2 (P3)

| | | | | | | | | | | | | |
|-------|-------|-------|-------|--------|--------|--------|--------|--------|--------|--------|--------|--------|
| m | 1.458 | 4.375 | 7.292 | 10.208 | 13.125 | 16.042 | 18.958 | 21.875 | 24.792 | 27.708 | 30.625 | 33.542 |
| 3.500 | 17.10 | 14.15 | 11.16 | 8.73 | 6.89 | 6.09 | 6.11 | 7.08 | 8.86 | 10.97 | 14.17 | 17.13 |
| 3.167 | 16.55 | 13.63 | 10.73 | 8.47 | 6.74 | 5.98 | 5.99 | 6.91 | 8.56 | 10.57 | 13.64 | 16.58 |

Maintenance value, horizontal illuminance [lx] (Value chart)

| | E_{av} | E_{min} | E_{max} | g_1 | g_2 |
|---|----------|-----------|-----------|-------|-------|
| Maintenance value, horizontal illuminance | 10.7 lx | 5.98 lx | 17.5 lx | 0.560 | 0.342 |

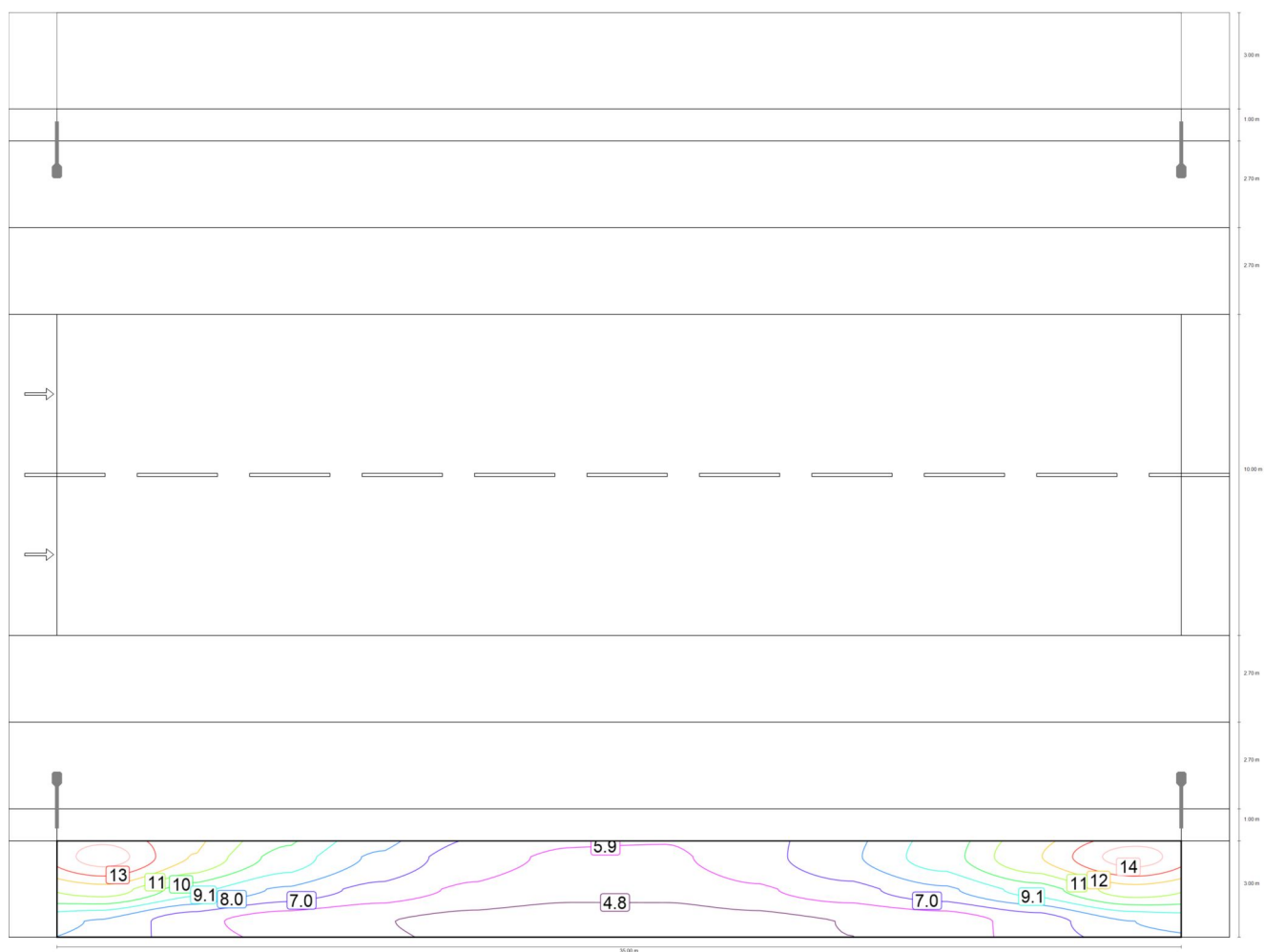
Koneva

Пешеходная дорожка 2 (P3)

Results for valuation field

| | Symbol | Calculated | Target | Check |
|---------------------------|-----------|------------|-------------------|-------|
| Пешеходная дорожка 2 (P3) | E_{av} | 7.60 lx | [7.50 - 11.25] lx | ✓ |
| | E_{min} | 4.27 lx | ≥ 1.50 lx | ✓ |

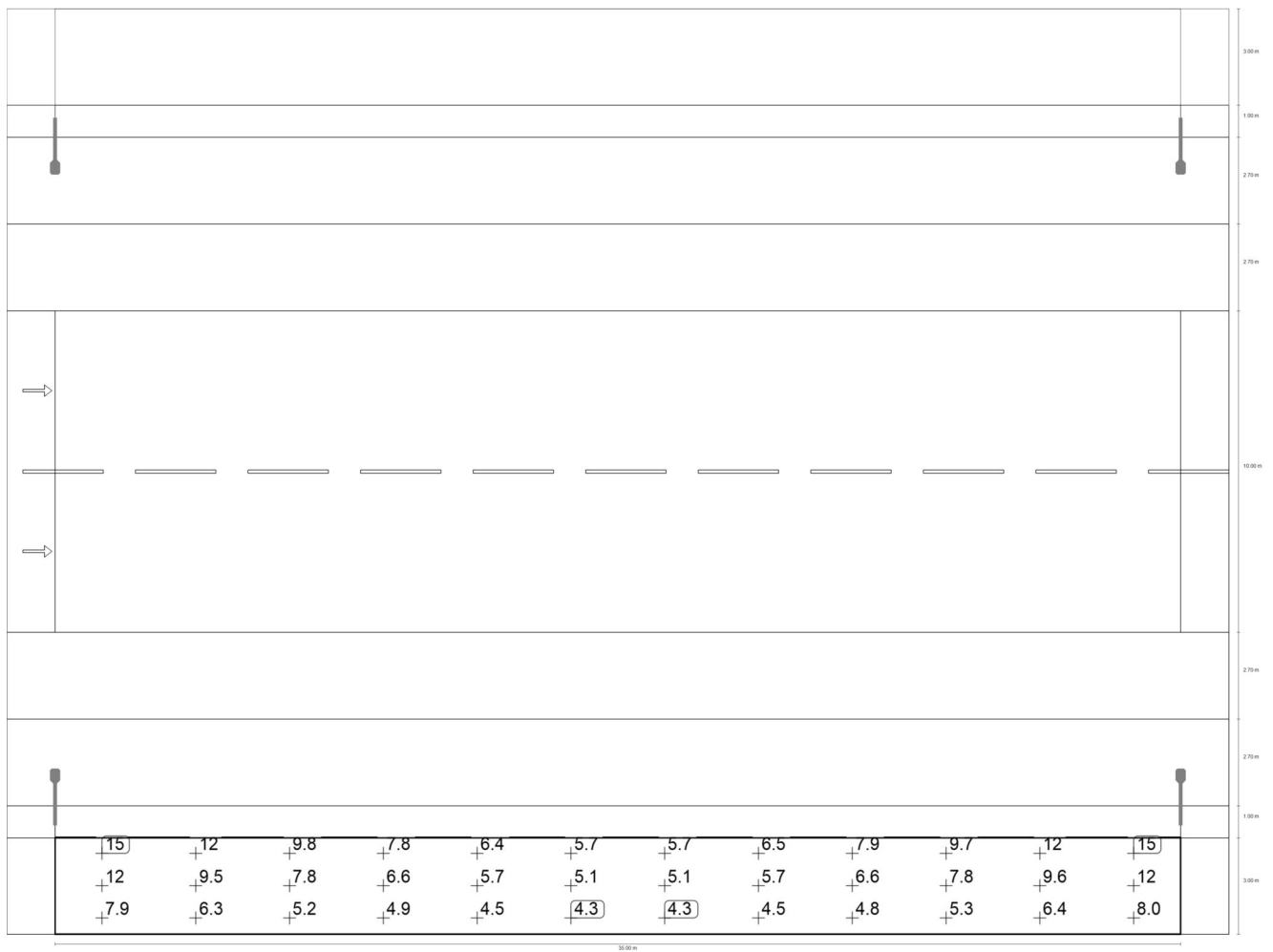
Koneva

Пешеходная дорожка 2 (P3)

Maintenance value, horizontal illuminance [lx] (Iso-illuminance curves)

Koneva

Пешеходная дорожка 2 (P3)



Maintenance value, horizontal illuminance [lx] (Value grid)

| m | 1.458 | 4.375 | 7.292 | 10.208 | 13.125 | 16.042 | 18.958 | 21.875 | 24.792 | 27.708 | 30.625 | 33.542 |
|-------|-------|-------|-------|--------|--------|--------|--------|--------|--------|--------|--------|--------|
| 2.500 | 14.99 | 12.25 | 9.76 | 7.83 | 6.39 | 5.69 | 5.71 | 6.52 | 7.86 | 9.66 | 12.28 | 15.01 |

Koneva

Пешеходная дорожка 2 (P3)

| m | 1.458 | 4.375 | 7.292 | 10.208 | 13.125 | 16.042 | 18.958 | 21.875 | 24.792 | 27.708 | 30.625 | 33.542 |
|-------|-------|-------|-------|--------|--------|--------|--------|--------|--------|--------|--------|--------|
| 1.500 | 11.78 | 9.52 | 7.84 | 6.59 | 5.66 | 5.13 | 5.14 | 5.71 | 6.56 | 7.81 | 9.59 | 11.81 |
| 0.500 | 7.94 | 6.27 | 5.24 | 4.85 | 4.48 | 4.27 | 4.27 | 4.50 | 4.83 | 5.28 | 6.36 | 8.02 |

Maintenance value, horizontal illuminance [lx] (Value chart)

| | E_{av} | E_{min} | E_{max} | g_1 | g_2 |
|---|----------|-----------|-----------|-------|-------|
| Maintenance value, horizontal illuminance | 7.60 lx | 4.27 lx | 15.0 lx | 0.562 | 0.284 |